



Household INCOME AND EXPENDITURE Survey 2019

HOUSING INDICATORS

POPULATION

451,622
Republic

Male'
214,503

215,544
236,016

Atolls
237,119

HOUSEHOLDS

Republic
87,538

Male'
41,731

Atolls
45,808

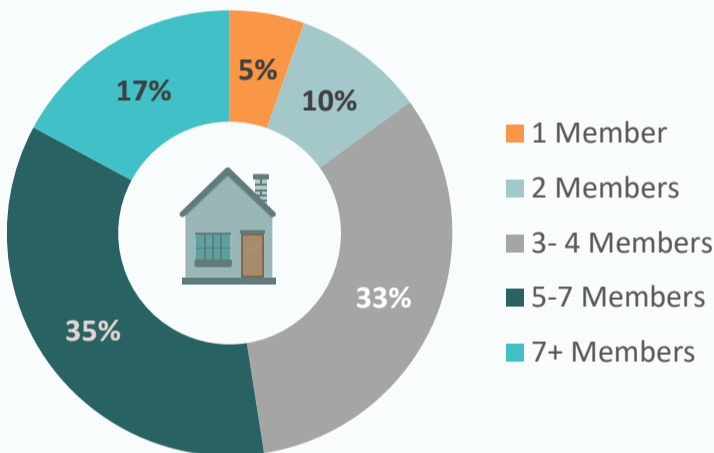
AVERAGE HOUSEHOLD SIZE

Republic
5.2

Male'
5.1

Atolls
5.2

Majority of households had between 3-7 members, while 5% were 1 person households and 17% households had more than 7 members



FEMALE HEADED HOUSEHOLDS

Republic
42%

Male'
38%

Atolls
46%



Proportion of female headed households are higher in atolls compared to male'

TYPE OF HOUSING - HOUSEHOLDS

Republic



House
63%



Flat/
apartment
36%

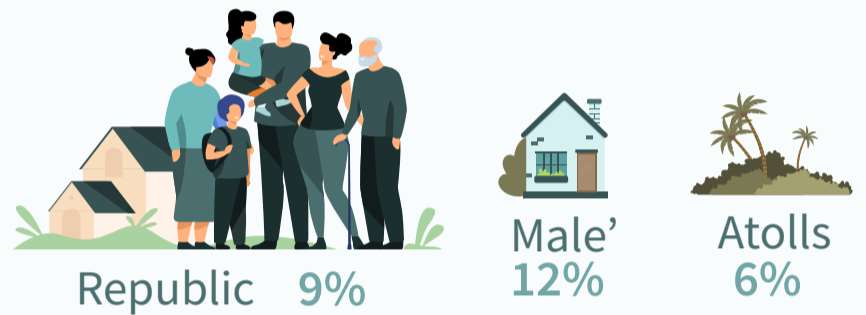
74% of households in Male' live in flats/apartments unlike only 1% in Atolls

AVERAGE NUMBER OF ROOMS PER HOUSEHOLD

	Rooms	Bedrooms
Republic	4.4	2.6
Male'	3.6	2.4
Atolls	5.2	2.8

CROWDED HOUSEHOLDS

(with more than 3 people per bedroom)



HOUSING TENURE

Republic
38%

Male'
74%

Atolls
5%

AVERAGE MONTHLY RENT

Republic
MVR 12,683

Male'
MVR 13,494

Atolls
MVR 2,668

HOUSEHOLD SUFFERED FROM DISASTERS

During past 12 months

Republic
9%

Male'
5%

Atolls
13%

Majority has reported Floods due to heavy rains to be the main disaster that they have suffered from with 6% (Republic), 3% in Male' and 8% in Atolls.





Household INCOME AND EXPENDITURE Survey 2019


IMPROVED SANITATION

Household connected to sewerage system

Republic
73%




Male'
100%



Atolls
48%

HOUSEHOLD WASTE DISPOSAL

Republic

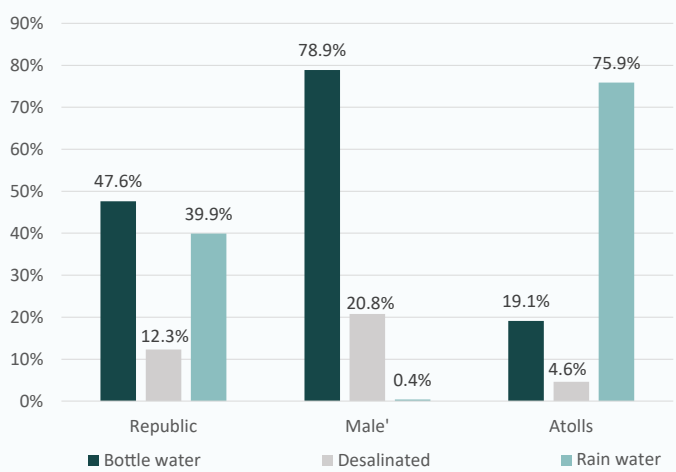


22%
Garbage compound
(set waste disposal site)

75%
Garbage collection
(e.g. WAMCO, Island Council)

SAFE DRINKING WATER

Type of water households use as their main source of drinking water, 2019



Rainwater in itself is not considered as safe drinking water. Use of any method of purification such as boiling, chlorinating or filtering makes the rainwater a safe drinking water

HOUSEHOLDS WITH ACCESS TO INTERNET

Republic

ADSL connection
19%

Fibre optic cable connection
47%

Mobile Router
6%

Mobile phone data
72%



HOUSEHOLDS WITHOUT ACCESS TO INTERNET

7.1%
Republic

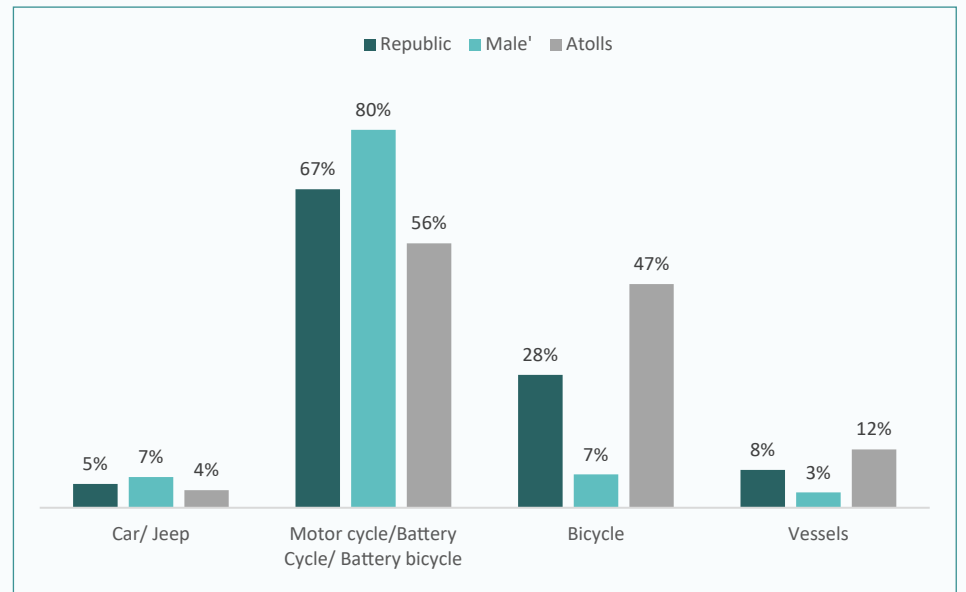


Male'
1.2%



Atolls
12.6%

HOUSEHOLD WITH ACCESS TO TRANSPORT VEHICLE/ VESSEL

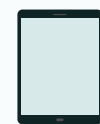


HOUSEHOLD WITH ACCESS TO COMMUNICATION & ENTERTAINMENT EQUIPMENTS

Republic



Telephone
2%



Tablet (excluding school tabs)
35%



Feature phone
38%



Radio/Set
27%



Smart phone
96%



Flat screen TV
87%



Computer/ Laptop
59%



Box TV
5%




Cable TV, Netflix etc
81%

HOUSEHOLD WITH ACCESS TO DURABLE GOODS

Republic



Refrigerator
96%



Washing machine (semi automated)
36%



Air condition
77%



Rice cooker
82%



Washing machine (fully Automated)
65%



Iron
98%

INCOME DISTRIBUTION - AVERAGE MONTHLY HOUSEHOLD INCOME

(In MVR)

Republic MVR 28,746



Male' MVR 38,596



Atolls MVR 19,633

